
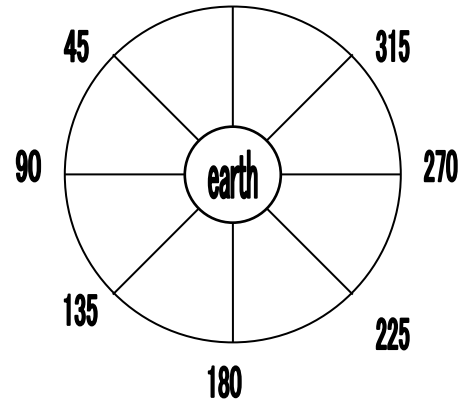




# M N PHASES




1. Face the sun with the moon directly in front of you. What do you see? Draw it below and label it. This is called the **New Moon**.




2. Turn in your chair 45 degrees counter clockwise being sure to hold the "night" part of the moon exactly opposite of the sun. What do you see? Draw it below and label it. This is called **Waxing Crescent**.




3. Turn in your chair to 90 degrees counter clockwise. Hold the "night" part of the moon exactly opposite of the sunlight. (it should be on your left) What do you see? Draw it below and label it. This is called **First Quarter**.




4. Turn in your chair to 135 degrees counter clockwise. What do you see? Draw it below and label it. This is called **Waxing Gibbous**.




5. Turn in your chair to 180 degrees counter clockwise. The sun is now behind you. Be sure your head's shadow does not block out the sunlight. If it does you are looking at a **Lunar Eclipse**. Hold the moon a little higher than your head to avoid this. What do you see? Draw it below and label it. This is called **Full Moon**.




6. Turn in your chair to 225 degrees counter clockwise. What do you see? Draw it below and label it. This is called **Waning Gibbous**.



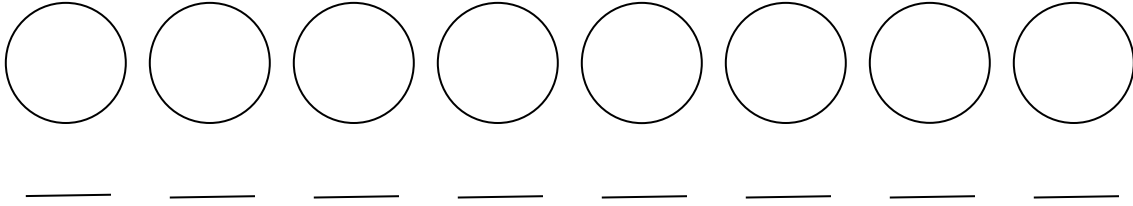
7. Turn in your chair to 270 degrees counter clockwise. What do you see? Draw it below and label it. This is called **Last Quarter**.



8. Turn in your chair to 315 degrees counter clockwise. What do you see? Draw it below and label it. This is called **Waning Crescent**.



9. Turn in your chair a full 360 degrees. What phase of the moon is this called?
10. Draw all eight phases in order below, starting with new moon. Write the initials of each phase below the moon drawing.



## **ECLIPSES**

To eclipse something means to block it out. Luna is the name for our moon, and solar is a term that refers to the sun. Using this information:

11. Draw a picture of a Lunar Eclipse. Write in words what is happening and use the word "shadow".

---

---

---

12. Draw a picture of a Solar Eclipse. Write in words what is happening.

---

---

---