

# GLACIER PARTS

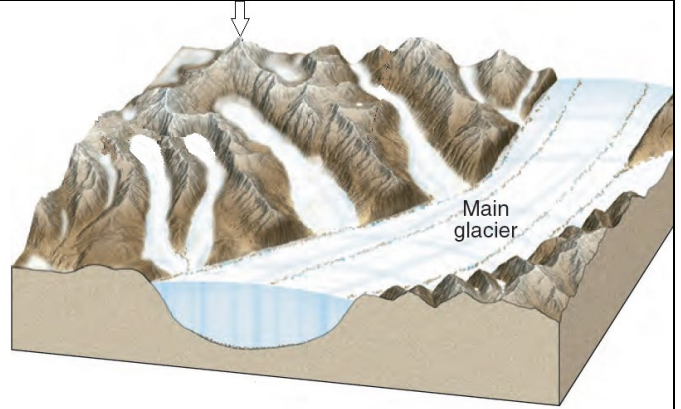
<p>A</p>	<p>B</p>
<p>C</p>	<p>D</p>
<p>E</p> <p>Labels: Snow, Equilibrium line, Sublimation, Calving, Iceberg, Zone of accumulation, Zone of ablation, Meltwater pool on glacier, Flow trajectory, Meltwater stream, Meltwater tunnel, Terminus (toe)</p>	<p>F</p> <p>Labels: Snow, Equilibrium line, Sublimation, Calving, Iceberg, Zone of accumulation, Zone of ablation, Meltwater pool on glacier, Flow trajectory, Meltwater stream, Meltwater tunnel, Terminus (toe)</p>

# GLACIER LANDFORMS

G



H



I



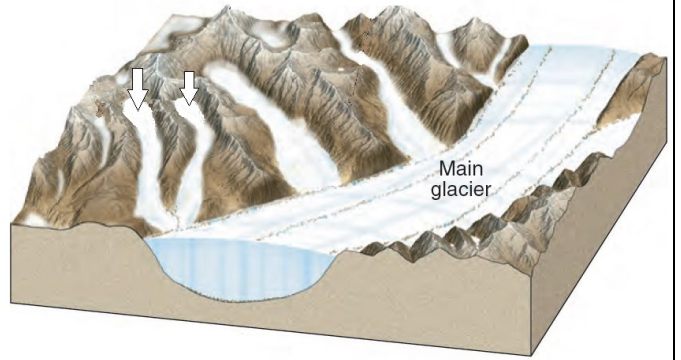
J



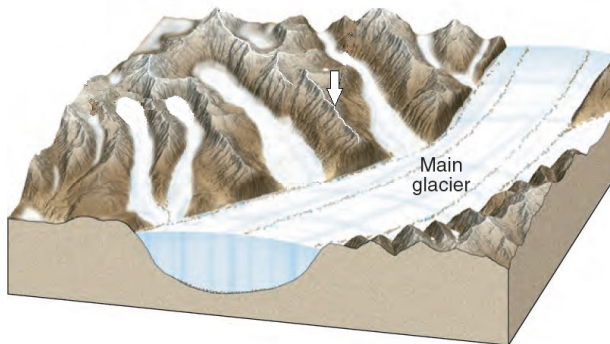
K



L



M





# GLACIER DEPOSITS PAGE 1

N



O



P



Q



R





# GLACIER DEPOSITS PAGE 2

